

Enantioselective Total Synthesis of Aplyviolene

Martin J. Schnermann and Larry E. Overman*

Department of Chemistry, 1102 Natural Sciences II, University of California, Irvine, California 92697-2025, United States

S Supporting Information

ABSTRACT: The enantioselective total synthesis of the rearranged spongian diterpene aplyviolene has been completed in 14 steps from the known hydroazulenone **8**. The key junction of the hydrocarbon and oxygenated fragments to form the critical C8 quaternary carbon stereocenter and set the stage for elaborating the delicate bicyclic lactone functionality was accomplished in high yield and exquisite stereoselectivity by Michael addition of an enantioenriched hydroazulenone enolate to an enantiopure α -bromocyclopentenone.

Rearranged spongian diterpenes are bioactive natural products isolated exclusively from sponges and nudibranchs.¹ The most structurally complex contain adjoined polycyclic hydrocarbon and highly oxidized lactone fragments, of which the most intricate is the 6-acetoxy-2,7-dioxabicyclo[3.2.1]octan-3-one ring system found in aplyviolene (**1**),² macfarlandin E (**2**),^{2a,3} and 13 related natural products (Figure 1).¹ In 2001, we disclosed the first total synthesis of a rearranged spongian diterpene, shahamin K (**3**), which possesses a *cis*-hydroazulene and a relatively simple monocyclic lactone subunit.⁴ We recently demonstrated the first construction of the sensitive bicyclic lactone fragment of diterpenes **1** and **2** by the synthesis of simplified congeners **4** and **5**.⁵ We report herein the enantioselective total synthesis of aplyviolene (**1**); the first total synthesis of a natural product containing a 6-acetoxy-2,7-dioxabicyclo[3.2.1]octan-3-one ring system.

The substantial challenges associated with a total synthesis of aplyviolene (**1**) center on constructing the C8–C14 σ -bond that joins the quaternary carbon stereocenter of the *cis*-hydroazulene fragment with the one-carbon bridge of the 6-acetoxy-2,7-dioxabicyclo[3.2.1]octan-3-one moiety, and the inherent lability of the diacyloxy acetal functionality of the latter unit. We envisaged assembling **1** from tricyclic precursor **6** along the lines developed in our construction of analogue **4** (Scheme 1). α -Bromoketone **7** was seen as a potential precursor of enoxysilane **6**. Compound **7** is recognizably the Michael-addition product of the thermodynamic enolate of hydroazulenone **8**⁴ and α -bromocyclopentenone **9**, with the proper relative configuration of the C8–C14 σ -bond expected to arise from the facial bias of the two enantioenriched coupling partners. Unknown at the onset was the compatibility of the *exo*-methylene functionality of the hydroazulene fragment with the oxidative and acidic steps that would be required to elaborate the bicyclic lactone subunit from precursor **6**. We hoped that the sterically hindered environment of this exocyclic double bond would allow its incorporation early in the synthetic sequence.

The sequence developed to prepare intermediate **6** is summarized in Scheme 2. Enantiomerically pure cyclopentenone **10**⁵ was first converted in two routine steps to α -bromocyclopentenone **9**.

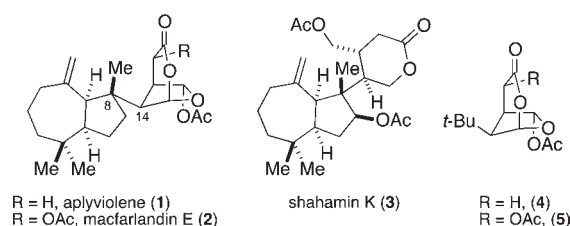
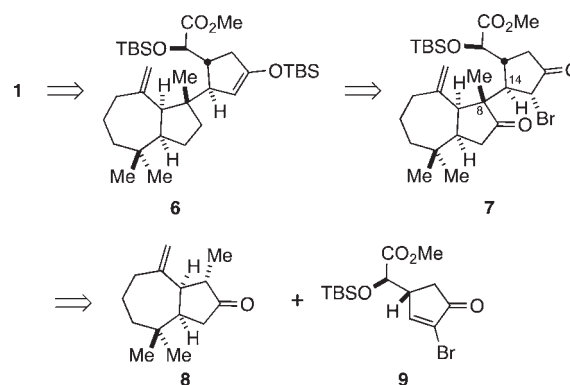


Figure 1. Rearranged Spongian Diterpenes and Substructures.

Scheme 1



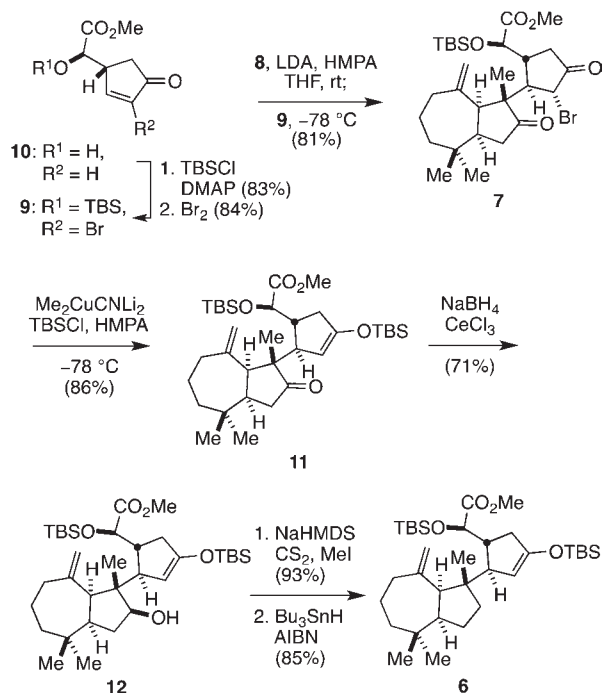
In the critical fragment coupling event, the thermodynamic enolate of hydroazulenone **8** (95% ee) was generated with LDA in 2:1 THF/HMPA at room temperature over 4 h⁴ and coupled with cyclopentenone **9** at -78 °C to give a single crystalline product, **7**, in 81% yield.⁶ Reductive silylation was best achieved by slow addition of **7** to a solution containing dilithium dimethyl-(cyano)cuprate and TBSCl in 10:1 THF/HMPA at -78 °C, affording enoxysilane **11** in 86% yield.^{7,8} Reduction of ketone **11** with NaBH₄ and CeCl₃ at 0 °C in EtOH supplied secondary alcohol **12**, which was converted to its xanthate ester in high yield. Exposure of this intermediate to Bu₃SnH, AIBN in toluene for 5 min at 100 °C cleanly afforded the deoxygenated product **6** in 56% overall yield from ketone **11**.⁹

With tricyclic intermediate **6** in hand, its elaboration to aplyviolene (**1**) was initiated by transforming the ester of the α -siloxyacetic acid side chain to a methyl ketone (Scheme 3). This transformation was accomplished by the two-step sequence we had developed in our earlier model studies,⁵ delivering intermediate **13** in 55% yield. The enoxysilane double bond of

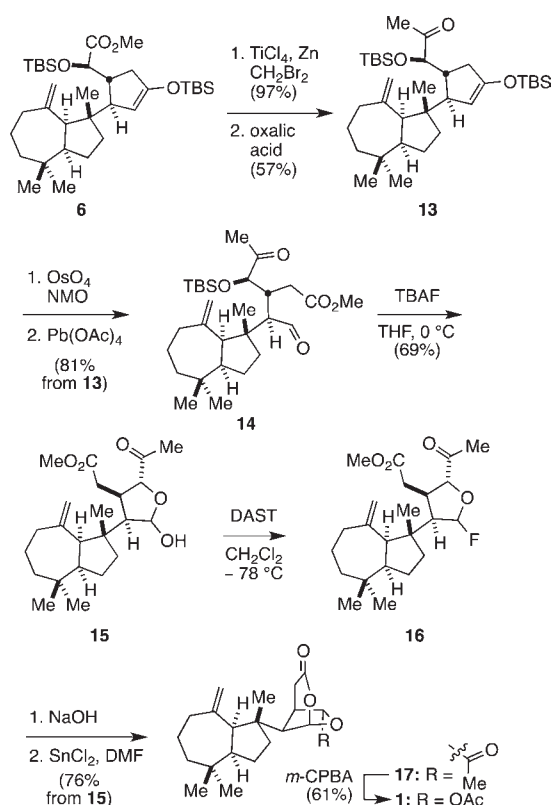
Received: August 24, 2011

Published: September 21, 2011

Scheme 2



Scheme 3



13 was selectively cleaved by oxidation at room temperature with catalytic OsO₄ and NMO, followed by cleavage of the resulting crude α -hydroxycyclopentanone with methanolic Pb(OAc)₄ to

give tricarbonyl intermediate **14** in 81% yield. Cleavage of the silyl ether with TBAF in THF at 0 °C provided hemiacetal **15**, which was transformed to anomeric fluoride **16** upon reaction with diethylaminosulfur trifluoride (DAST) at -78 °C in CH₂Cl₂. Saponification of the methyl ester with NaOH, followed by lactonization of the crude carboxylic acid product by exposure to 1.5 equiv of SnCl₂ in DMF at room temperature gave rise to the dioxabicyclo[3.2.1]octan-3-one product **17** in good overall yield from intermediate **16**.¹⁰ Initiating the lactonization from anomeric fluoride **16** permitted the use of nonacidic conditions, which were tolerant of the *exo*-methylene unit. The delicate α -acetoxy acetal functionality was then introduced by Baeyer–Villiger oxidation of **17** with *m*-CPBA at 0 °C in CH₂Cl₂ to afford aplyviolene (**1**) in 61% yield. The optical rotation of synthetic **1**, [α]_D²⁴ -26.2 (*c* 0.1, CH₂Cl₂), compared well with the values reported for the natural sample, [α]_D²⁴ -29.2 (*c* 1.0, CH₂Cl₂)^{2a} and -26.1,^{2b} as did all spectroscopic data.

In summary, the total synthesis of the diterpene aplyviolene, **1**, was completed in 14 linear steps and 5.6% overall yield from hydroazulenone **8**, which is available in 11 steps from 3-methyl-2-cyclohexenone.⁴ This synthesis required orchestrating the stereochemical complexity of 7 contiguous stereocenters and the reactivity of the diacyloxy acetal and *exo*-methylene functionality, and sets the stage for future efforts in this area directed at more complex diterpenes containing the 6-acetoxy-2,7-dioxabicyclo[3.2.1]octan-3-one ring system.⁵

ASSOCIATED CONTENT

S Supporting Information. Experimental details, characterization data and copies of ¹H and ¹³C NMR spectra of new compounds, and CIF file for **7**. This material is available free of charge via the Internet at <http://pubs.acs.org>.

AUTHOR INFORMATION

Corresponding Author

leoverma@uci.edu

ACKNOWLEDGMENT

This research was supported by the NIH Neurological Disorders & Stroke Institute (Grant NS-12389), NIH National Institutes of General Medical Sciences (Grant GM-098601), and NIH postdoctoral fellowship support for M.J.S. (CA-138084). Professor Christopher M. Beaudry and Nicholas L. Untiedt are acknowledged for contributions to the early stages of the synthesis. We thank Professor Gerwick, Scripps Institute of Oceanography (SIO), and Dr. Hyukjae Choi, SIO, for purification and access to authentic aplyviolene. NMR and mass spectra were determined at UC Irvine using instruments purchased with the assistance of NSF and NIH shared instrumentation grants. We thank Dr. Joseph Ziller and Dr. John Greaves, Department of Chemistry, UC Irvine, for their assistance with X-ray and mass spectrometric analyses.

REFERENCES

- (1) (a) Keyzers, R. A.; Northcote, P. T.; Davies-Coleman, M. T. *Nat. Prod. Rep.* **2006**, *23*, 321. (b) Gonzalez, M. *Curr. Bioact. Comp.* **2007**, *3*, 1.
- (2) (a) Hambley, T. W.; Poiner, A.; Taylor, W. C. *Tetrahedron Lett.* **1986**, *27*, 3281. (b) Buckleton, J. S.; Bergquist, P. R.; Cambie, R. C.;

Clark, G. R.; Karuso, P.; Rickard, C. E. F. *Acta Crystallogr.* **1986**, *C42*, 1846.

(3) Molinski, T. F.; Faulkner, D. J.; He, C. H.; Van Duyne, G. D.; Clardy, J. J. *J. Org. Chem.* **1986**, *51*, 4564.

(4) Lebsack, A. D.; Overman, L. E.; Valentekovich, R. J. *J. Am. Chem. Soc.* **2001**, *123*, 4851.

(5) (a) Schnermann, M. J.; Beaudry, C. M.; Egovora, A. V.; Polishchuk, R. S.; Sütterlin, C.; Overman, L. E. *Proc. Natl. Acad. Sci. U.S.A.* **2010**, *107*, 6158. (b) Schnermann, M. J.; Beaudry, C. M.; Genung, N. E.; Canham, S. M.; Untiedt, N. L.; Karanikolas, B. D. W.; Sütterlin, C.; Overman, L. E. *J. Am. Chem. Soc.*, in press.

(6) The relative configuration of **7** was secured by X-ray crystallographic analysis: CCDC 840473.

(7) The use of dialkylcuprates to transform a α -bromo enone to an enoxy silane has not been reported. For reductive enolsilylation of an α -acetoxy enone, see: (a) Paquette, L. A.; Ross, R. J.; Shi, Y. *J. Org. Chem.* **1990**, *55*, 1589. For the related formation of an enol triflate, see: (b) Tius, M. A.; Kannangara, G. S. K. *Tetrahedron* **1992**, *48*, 9173.

(8) The use of HMPA was required, as the reductive loss of bromide was the predominant process observed in its absence.

(9) Barton, D. H. R.; McCombie, S. W. *J. Chem. Soc., Perkin Trans. 1* **1975**, 1574.

(10) Mukaiyama, T.; Murai, Y.; Shoda, S. *Chem. Lett.* **1981**, *10*, 431.